

CD-ROM

Multisensory Reading,
Spelling & Penmanship
Program

The Rogers Center For Learning
30025 Alicia Parkway, #111
Laguna Niguel • CA 92677

To My Sons -

Glenn William Rogers

and

Gregg Robert Rogers

Table of Contents

About Noreen Rogers, M.A.....	1
Comments to be Shared with the Students	3
To Parents and Teachers	5
Minimum System Requirements.....	7
Installation Instructions.....	7
How to use this Program.....	8
General Navigation Buttons	9
Keyboard	11
Letter Bar	11
Personalizing Icons.....	12
Main Buttons.....	13
Progress Report	14
How to Erase Students' Progress Tracking on Windows.....	16
How to Erase Students' Progress Tracking on Macintosh.....	17
CD-ROM Lessons	18
License Agreement.....	37

About Noreen Rogers, M.A.

Ms. Rogers served as a teacher of special education from 1975 to 1981 and as an administrator of special education from 1981 to 1993 in Farmingdale, New York.

Certifications held by Ms. Rogers include:

- State of California Administrative Services, K-12
- State of California Multiple Subjects, K-12
- State of New York District Administrator, K-12
- State of New York Teacher of Special Education, K-12
- State of New York Teacher of Health Education, K-12
- State of New York Teacher of Common Branches, K-6
- California Community Colleges Qualification to Determine Student Eligibility for Learning Disabilities Services

Comments to be Shared with the Students

Learning to read has been difficult for many very intelligent and famous people. Woodrow Wilson, the scholarly twenty-eighth President of the United States, did not learn to read until he was eleven years old. Nelson Rockefeller, former Governor of New York and Vice President of the United States, had such difficulty reading that he was forced to memorize his speeches.

Albert Einstein, the great mathematical genius, had great difficulty in learning to read, spell and write. This problem persisted throughout his adult years. Thomas Edison, the ingenious American inventor, recalled in his diary that he was never able to get along in school. He was always at the foot of his class. Auguste Rodin, the great French sculptor, was called the worst pupil in his school. His teachers doubted that he would ever be able to make a living.

Why did these people and many other very intelligent and talented people have such difficulty in learning to read? Probably because they were introduced to reading using the traditional classroom programs. These methods do teach many people to read, spell and write. However, we do not all learn in the same way. Some of us must use a multisensory approach to learn to read.

We use our bodies to speak, hear and understand English. This program will teach you to use your eyes, ears, hands and mouth to learn how to read, spell and write English.

English is very difficult to read and write no matter which method is used to teach the skills we all require to break the "code" and begin "sounding out" unknown words. Before you begin the program click on to the History of English icon and you'll understand why you and so many people find it so hard to read and spell English words.

Please be sure you complete every lesson in the program at least once. Do not skip any sections or parts of a section. You will understand why as you move through the program.

Be patient with yourself. You are totally in control of what you learn. You will interact with the computer in every lesson. Remember, if reading is a challenge it is not your fault. English is a jumble of different languages and made up words. A lot of words are spelled differently than they sound. You just have to take it a little at a time.

We hope you will enjoy the program.

Noreen Rogers

To Parents and Teachers

The majority of the population can learn to read and spell utilizing a linguistic approach or the traditional classroom phonics programs. However, there are many students, who have average to above average intelligence, who find it difficult and even impossible to learn to read. These students require a multi-sensory approach when learning to read and spell.

This CD-ROM Program utilizes the close association of visual, auditory and kinesthetic elements to help students to improve their reading, spelling and penmanship skills. This multisensory approach is based on the principles and techniques of Dr. Samuel Orton and Anna Gillingham.

The students utilizing this program progress at their own pace. They are totally in control of the learning process and interact with the computer in every lesson. The program is designed to teach students who do not enjoy the advantage of having a teacher or tutor. They can learn the skills totally on their own. However, happy is the student who has both a teacher and this CD-ROM to help them to meet the challenges of learning to read.

Please encourage the students to complete EVERY lesson in the program. They may review some lessons many times but it is important that they do not skip any of the lessons.

You will understand why when you review the material in this CD-ROM.

The students will be encouraged if you will take the time to read a section of this pamphlet to them. It is entitled, "Comments To Be Shared With The Students".

Students who are about to begin this program have met with great frustration in their efforts to learn to read. Many of them have low self-esteem and believe they are unable to learn. Give them constant encouragement as they move through the program.

Their confidence will grow as their skills improve. We should all remember that it is not the hard working student's fault if he or she cannot learn. It is the responsibility of the educators to find the correct teaching method which will unlock the door to the skills needed to decode and encode the English language.

We hope you will enjoy reviewing this CD-ROM Program.

Noreen Rogers

Minimum System Requirements

This CD ROM is compatible with both Macintosh and Windows formats.

Windows:

- Intel Pentium 4 processor
- Microsoft 98 SE or higher (including ME, Windows XP with Service Pack, Vista and Windows 7)
- 512MB of RAM

Mac OS:

- PowerPC® G3, G4, or G5 or Intel processor
- Mac OS X v10.2
- 512MB of RAM

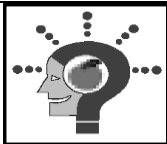


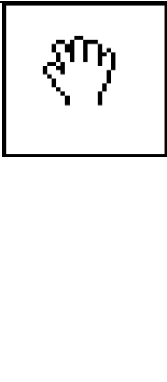
Installation Instructions

Windows:

- Insert the CD-ROM disc into your CD-ROM drive.
- Click the Start button and then choose Run.
- Type x:\setup (where "x" is the designation of your CD-ROM drive). Click OK to continue.
- Follow the instructions on the screen.

Macintosh: No installation is required

How to use this Program

	<p>Load the CD-ROM into your computer's CD-ROM drive and double-click the Rogers Center icon to launch this program.</p>
	<p>The computer mouse is the navigation interface for this program.</p>
	<p>It normally appears as an arrow on the computer screen.</p>
	<p>When the arrow is moved over a button, a letter or a word that is active, it changes from an arrow to a hand.</p> <p>If you click an active letter or word, you will hear what it sounds like.</p> <p>To learn what an active button will do when clicked, locate its picture in the following sections and read its description.</p>


General Navigation Buttons



Click the up arrow to go to the main screen.



Click the double back arrow to go back to the beginning of a lesson. If you continue to click the double back arrow, you will go back through each of the lessons.



Click the back arrow to repeat something. You can also use the back arrow with the on-screen keyboard to erase what you have typed when you want to start over.



Click the question mark for on-screen navigation help.



Click the forward arrow to continue.



Click the double forward arrow to skip a lesson.



Click the down arrow to quit.

You will see a program report on how much you've completed and how far you have to go.

To quit, click the down arrow again. The program will quit, and the next time you use it, you can return to the last lesson you were in.



To quickly review the entire program:

- Click the down arrow
- A progress report will appear
- The numbered buttons next to the reading, spelling, writing, etc. sections correspond to the numbers of the respective lessons outlined in the Table of Contents.
- Click the appropriate button and the lesson you wish to review will appear on your screen.

Keyboard




Use the mouse to click the letters on this on-screen keyboard instead of using your computer's keyboard. This on-screen keyboard has all the letters of the alphabet in order and no extra keys to get in the way.

Letter Bar



When you complete a lesson about a letter, that letter will highlight. To review that letter, click on it.

Personalizing Icons




When you begin this program, you are asked to select one of these pictures to be your symbol by clicking on it.

You can further personalize your symbol by using the keyboard to add your name.

Whenever you return to work in this program, click on your symbol and you will go to the last lesson you were in.

Up to 15 students can use this program and track their progress.



Main Buttons



This is the main screen interface. In addition to the general navigation buttons, it has three main section buttons.



Click the globe to view "A Short History of English."




Click the face to view the program introduction.



Click the apple to go to the lessons [view the lessons introduction].

Progress Report



This is the progress report. Click the down arrow here to quit, or click the back arrow to go back to the lesson you were in. The picture next to a row of lights tells you what kind of lessons are in that row:

This picture next to a row of lights tells you what kind of lessons are in that row:



Letters.



Spelling.



Reading.



Language Rules.



Writing.



Dictionary Skills.



Each round light represents a lesson.

Click on a light to go directly to a lesson.

Lights that are on indicate lessons you have not completed yet.



When you complete a lesson, the light turns off.

How to Erase Students' Progress Tracking on Windows


This CD-ROM program tracks the progress of any student who selects one of these pictures as their personal symbol. When a student has completed the program, and you wish to re-use the symbol they had selected, you must delete their tracking file.

On the CD-ROM there is a program called FileFinder.exe. Double-click this program and a pop-up window will provide you a link to the directory that has the user files. Click this link and it will automatically open a new window that contains all the tracking files.

Normally, this is installed in the C:\Documents and Settings\ <your windows login name>\Local Settings\Application Data\RgrsCntr\ directory.

The tracking files are numbered 1 through 15. The numbers correspond to the personal symbols on the personalizing screen below.

Find the tracking file with the same number as the symbol you want to re-use and delete that file. For example, to delete the user that was using the Car symbol then delete the file called "user 15.txt".



How to Erase Students' Progress Tracking on Macintosh


This CD-ROM program tracks the progress of any student who selects one of these pictures as their personal symbol. When a student has completed the program, and you wish to re-use the symbol they had selected, you must delete their tracking file.

Inside the System Folder on the computer's desktop is a folder named, "Preferences". Inside the Preferences Folder is a folder named, "Rogers Center User Progress". Inside the Rogers Center User Progress folder are the tracking files for all the students who selected a personal symbol.

The tracking files are numbered 1 through 15. The numbers correspond to the personal symbols on the personalizing screen below.

Drag the corresponding User "x".TXT tracking file with the same number as the symbol you want to re-use into the Trash. For example, to delete the user that was using the Car symbol, then drag the "user 15.txt" to the Trash can. Before emptying the Trash, restart the CD-ROM program and advance to the Personalizing Screen.

Any tracking files you dragged to the Trash should now appear as blank, full-color pictures (not gray). They are ready to re-use.



CD-ROM Lessons

Lessons that are labeled "Super" are more complex lessons. For example, super writing lessons contain multi-syllable words. Super reading lessons teach sentences and paragraphs. Super language and super dictionary lessons incorporate reading and/or spelling lessons in them.

The letter review, word review, and spell lessons are intended to test the student's knowledge of previously learned material. As such, these lessons should be run without interruption. By exiting in the middle of the lesson to look at the progress report or to use the help button, it will not be possible to return to the specific word or skill upon reentry. For example, after reviewing 20 letters out of 26 in the final letter review lesson, a student who exits to look at the progress report will find upon reentry that he/she must review, not the remaining 6 letters, but all 26 letters again.

Lesson #	Lesson Name	Lesson Contents
Lesson 1	Introduction to Letters	Alphabet Consonants (closed sounds) Vowels (open Sounds) Manuscript vs. cursive Capital vs. small letters Lesson instructions
Lesson 2	Letters 1	Letters: b, c, a
Lesson 3	Letters review 1	Letters reviewed: a, b, c
Lesson 4	Letters 2	Letters: d, f
Lesson 5	Letters review 2	Letters reviewed: a, b, c, d, f
Lesson 6	Letters 3	Letters: m, g, t
Lesson 7	Letters review 3	Letters reviewed: a, b, c, d, f, g, m, t
Lesson 8	Letters 4	Letters: h, e

Lesson #	Lesson Name	Lesson Contents
Lesson 9	Letters review 4	Letters reviewed: a, b, c, d, e, f, g, h, m, t
Lesson 10	Read 1	Read words by sounding out the letters, then saying them together as a word 6 words: cat, fed, bag, cab, get, ham Word review
Lesson 11	Write 1	Say letters as you trace and write words. Compare your writing to the word on the screen. 5 words: cat, fed, bag, get, ham
Lesson 12	Letters 5	Letters: j, k, l, i
Lesson 13	Letter review 5	Letters reviewed: a, b, c, d, e, f, g, h, i, j, k, l, m, t
Lesson 14	Read 2	11 new words: kit, lit, met, dig, hid, if tab, jam, Jim, Meg, it Word review
Lesson 15	Write 2	10 words: met, hid, if, cab, tab, kit, lit, jam, Jim, Meg
Lesson 16	Letters 6	Letters: p, n, o
Lesson 17	Letter review 6	Letters reviewed: a, b, c, d, e, f, g, h, i, j, k, l, m, n, o, p, t
Lesson 18	Read 3	9 new words: hip, hop, job, in, cap, can, man, pal, pan, Word review

Lesson #	Lesson Name	Lesson Contents
Lesson 19	Write 3	8 words: hip, hop, pal, cap, job, in, man, pen
Lesson 20	Letters 7	Letters: r, s, u
Lesson 21	Letter review 7	Letters reviewed: a, b, c, d, e, f, g, h, i, j, k, l, m, n, o, p, r, s, t, u
Lesson 22	Read 4	10 new words: run, bug, hug, got, sat, set, but, nut, sun, us Word review
Lesson 23	Spell 1	Spell word that is spoken and used in a sentence. 6 words: in, got, get, ham, Meg, us
Lesson 24	Write 4	7 words: run, hug, nut, sat, set, sun, us
Lesson 25	Letters 8	Letters: qu, v, w
Lesson 26	Letter review 8	Letters reviewed: a, b, c, d, e, f, g, h, i, j, k, l, m, n, o, p, qu, r, s, t, u, v, w
Lesson 27	Read 5	9 new words: quit, win, van, ran, fun, pet, dug, not, him Word review
Lesson 28	Spell 2	6 words: met, man, job, did, quit, win
Lesson 29	Write 5	8 words: quit, pet, fun, van, ran, him, not, win

Lesson #	Lesson Name	Lesson Contents
Lesson 30	Language 1	English language has rules. First rule: word + S = plural. Final S in plurals sounds like Z. 10 new words: cats, bugs, nuts, cabs, pets, pans, jobs, hams, caps, pals
Lesson 31	Letter 9	Letters: x, y, z
Lesson 32	Letter review 9	Letter review of entire alphabet
Lesson 33	Read 6	9 new words: ox, box, fox, tax, rags, zip, cut, yes, quiz Word review
Lesson 34	Spell 3	5 words: not, can, box, but, zip
Lesson 35	Write 6	8 words: box, yes, fox, zip, rags, cut, quiz, pans
Lesson 36	Language 2	Reading words that rhyme vs. sounding them out. 4 new words: men, ten, den, hen
Lesson 37	Read 7	Words that rhyme 19 new words: hat, mat, bat, vat, fat, rat, bet, let, jet, wet, pet, bit, it, lit, fit, pit, sit, wit, kit

Lesson #	Lesson Name	Lesson Contents
Lesson 38	Language 3	What a syllable is. Two-syllable word made of words you recognize. Vowels are syllable indicators. What a closed syllable is. 3 new words: women, nutmeg, napkin
Lesson 39	Read 8	9 new words: at, dot, Ken, map, gallop, possum, rabbit, cob web Word review
Lesson 40	Spell 4	5 words: men, Ken, pen, at, map
Lesson 41	Write 7	5 words: napkin, rabbit, gallop, cobweb, possum
Lesson 42	Super Language 4 (includes reading)	Consonant blends 11 new words: step, slip, spot, trim, glad, flip, skin, blob, brat, drip, prom Word review
Lesson 43	Spell 5	4 words: trim, spot, slip, glad
Lesson 44	Write 8	6 words: prom, flip, glad, skin, trim, spot
Lesson 45	Language 5	Vowel sounds—long & short 6 new words: he, me, we, hem, wet, men

Lesson #	Lesson Name	Lesson Contents
Lesson 46	Dictionary 1	Dictionary is English language decoder Alphabetical order Page guide words New word: sunset
Lesson 47	Dictionary 2	Pronunciation guide Breve, bar Accent marks Use a dictionary when learning new words Not all dictionaries use breves New word: record
Lesson 48	Super Language 6 (includes reading)	Open syllables 4 new words: rerun, nomad, memo, protest, Word review
Lesson 49	Spell 6	4 words: we, rerun, sunset, protest
Lesson 50	Super Write 9 (includes 2-syllable words)	6 words: no, rerun, memo, he, nomad, protest
Lesson 51	Super Language 6 (includes reading)	Double consonants 9 new words: doll, hill, will, spell, cuff, stiff, hiss, kiss, boss Word review
Lesson 52	Spell 7	4 words: spell, will, doll, no
Lesson 53	Write 10	6 words: will, hill, kiss, cuff, boss

Lesson #	Lesson Name	Lesson Contents
Lesson 54	Super Dictionary 3 (includes reading and spelling)	"Exceptional words": Words that don't follow the rules of English and must be memorized. 9 new words: ball, all, mall, tall, wall, off, of, his, is
Lesson 55	Language 8	Y as a vowel 19 new words: try, jelly, yes, dry, navy, sly, lady, fry, lazy, sky, very, many, by, baby, pry, fly, pony, my, happy
Lesson 56	Spell 8	4 words: try, yes, happy, lady
Lesson 57	Writing 11	6 words: fry, lazy, sky, baby, my, happy
Lesson 58	Super Dictionary 4 (includes reading and spelling)	2 new exceptional words: buy, bye Concept review
Lesson 59	Super Language 9 (includes reading)	Consonant digraphs 10 new words: ship, she, cash, chat, chin, inch, thin, bath, when, whim Word review
Lesson 60	Super Dictionary 5 (includes reading)	2 new exceptional words: chef, chaos
Lesson 61	Spell 9	6 words: when, cash, she, chef, chaos, bath
Lesson 62	Write 12	6 words: ship, thin, inch, chat, when, bath

Lesson #	Lesson Name	Lesson Contents
Lesson 63	Dictionary 6	Abbreviations 9 new words: Mr., Mrs., Ms., Miss., Jan., Mon., Calif., Sun., Sunday
Lesson 64	Super Language 10 (includes reading and spelling)	plural word + es 12 new words: boxes, foxes, bosses, glass, glasses, inches, lunch, lunches, lash, lashes, brush, brushes
Lesson 65	Super Language 11 (includes reading)	Cluster letter groups using ng & nk 21 new words: sang, rang, slang, sing, king, sting, song, long, gong, sung, rung, lung, sank, bank, thank, sink, pink, drink, sunk, chunk, skunk Word review
Lesson 66	Spell 10	6 words: Sunday, lunch, brush, glass, thank, boxes
Lesson 67	Write 13	7 words: rang, king, long, sung, bank, pink, skunk
Lesson 68	Super Language 12 (includes reading)	Long vowels in closed syllables — ild, old, ind, ost 10 new words: wild, child, gold, cold, sold, find, kind, mind, most, post 2 new exceptional words: cost, wind Word review

Lesson #	Lesson Name	Lesson Contents
Lesson 69	Spell 11	5 words: cold, child, wind, find, most
Lesson 70	Write 14	6 words: child, wild, gold, sold, find, most
Lesson 71	Super Dictionary 7 (includes reading and spelling)	Pronunciation key Schwa 7 new exceptional words: the, and, from, was, what, put, woman
Lesson 72	Language 13	Silent E syllables, including 2-syllable words 12 new words: hope, cape, cube, cute, dime, tape, slide, classmate, trombone, rosebud, lifelike, demonstrate
Lesson 73	Super Dictionary 8 (includes reading and spelling)	Dictionary definitions can help you find the correct spelling of words that sound alike. How to search for a word's correct spelling 11 new exceptional words: give, massive, captive, impulsive, sensitive, every, have, come, some, been, sum 1 new word: bin
Lesson 74	Spell 12	5 words: captive, give, been, massive, hope
Lesson 75	Super Write 15 (includes multi-syllable words)	5 words: classmate, trombone, lifelike, sensitive, demonstrate

Lesson #	Lesson Name	Lesson Contents
Lesson 76	Super Dictionary 9 (includes reading and spelling)	Long U sounds 9 new words: umbrella, mule, rule, rude, ruby, human, humid, prune, pupil New exceptional word: use Concept review
Lesson 77	Language 14	Sounds of letters C and G 20 new words: cop, cent, rice, city, cyst, class, goat, game, go, gum, gem, cage, magic, gyro, age, cot, octopus, price, stage, class Concept review
Lesson 78	Spell 13	6 words: city, go, age, use, magic, rude
Lesson 79	Super Dictionary 10 (includes reading and spelling)	6 new exceptional words: do, who, to, two, too, lose Concept review
Lesson 80	Super Language 15 (includes reading sentences)	What is a sentence Sentence punctuation: periods, exclamation points, question marks, commas Read sentences 17 new words: a, eggs, pancakes, Dave, Kim, I, take, home, be, drive, dog, came, with, does, eat, on, ride
Lesson 81	Super Dictionary 11 (includes reading and spelling)	3 new exceptional words: am, an, on

Lesson #	Lesson Name	Lesson Contents
Lesson 82	Super Language 16 (includes reading and spelling)	letter groups: ck, dge, ph, tch, sion, tion 20 new words: deck, rock, trick, fudge, badge, ledge, phone, graph, elephant, fish, itch, match, notch, nation, fiction, affection, tension, mission, television, question
Lesson 83	Super Dictionary 12 (includes reading and spelling)	Inherited letter patterns: kn, gu, silent P 8 new words: knife, knock, knot, guess, guide, pneumonia, psychology, pterodactyl
Lesson 84	Super Language 17 (includes reading and spelling)	Consonant-L-E syllable 9 new words: pale, apple, cable, huddle, stifle, struggle, twinkle, bottle, dazzle
Lesson 85	Super Read 9 (reading sentences)	Sentences 27 new words: ski, like, snow, falls, head, slopes, children, join, trip, hills, ride, cars, top, sparkles, sunshine, trails, pass, novice, skiers, as, they, stay, up, whiz, watch, out, struggle
Lesson 86	Super Language 18 (includes reading and spelling)	R-controlled syllables 17 new words: cattle, her, germ, verb, bird, girl, circus, fur, curl, turnip, car, art, army, market, fork, horn, storm

Lesson #	Lesson Name	Lesson Contents
Lesson 87	Super Dictionary 13 (includes reading and spelling)	9 new exceptional words (R-controlled syllables): were, here, where, another, are, word, errand, irritate, carry
Lesson 88	Super Read 10 (reading sentences)	Sentences 29 new words: ice, hockey, winter, skating, sport, sometimes, think, just, excuse, for, fighting, players, act, would, rather, fight, than, score, sticks, should, goal, instead, each, other, maybe, then, scores, would, higher
Lesson 89	Super Language 19 (includes reading and spelling)	Suffixes: ful, less, ish, y, ing, er, est, ed, ness, ment, ly Silent E is dropped when a suffix is added. 22 new words: hopeful, thankful, childless, childish, lumpy, dancing, dancer, faster, New Yorker, banker, six-footer, fryer, broiler, fastest, oldest, acted, played, kindness, darkness, amusement, silently, monthly
Lesson 90	Super Language 20 (includes reading and spelling)	Prefixes: re, pre, post, mini, anti, semi 8 new words: replay, rehire, precut, postgame, minibike, miniskirt, antifreeze, semimonthly

Lesson #	Lesson Name	Lesson Contents
Lesson 91	Super Read 11 (reading sentences)	Sentences Punctuation: Using hyphens to combine words 27 new words: basketball, exciting, paced, final, often, over, one, hundred, points, teams, make, these, high, mostly, time, hard, best, part, watching, instant, replays, seen, twice, believed, them, once, more
Lesson 92	Super Write 16 (includes multi-syllable words)	8 words: brushes, acted, childish, hopeful, silently, replay, minibike, semimonthly
Lesson 93	Super Language 21 (includes reading and spelling)	Vowel digraphs: ai, ay, ea, ee, ei, ey, oa, oe, ue 25 new words: aim, sail, brain, day, say, tray, eat, read, bean, feet, queen, teeth, seize, ceiling, kidney, chimney, goat, foam, boast, toe, foe, oboe, value, rescue, continue
Lesson 94	Super Dictionary 14 (includes reading and spelling)	Vowel digraph exceptions 12 new exceptional words: said, again, head, deaf, idea, vein, their, they, friend, shoe, does, blue

Lesson #	Lesson Name	Lesson Contents
Lesson 95	Super Read 12 (reading sentences and paragraph)	What a paragraph is 15 new words: golf, with, history, invented, Scotland, five, years, ago, today, well-maintained, courses, first, lawn, mowers, four
Lesson 96	Write 17	9 words: brain, day, read, teeth, ceiling, chimney, goat, toe, rescue
Lesson 97	Super Language 22 (includes reading and spelling)	Vowel digraphs: au, aw, eu, ew, ui, oo 18 new words: cause, saucer, fault, saw, claw, straw, feud, Eugene, chew, grew, flew, juice, cruise, fruit, moon, tooth, goose, loose
Lesson 98	Super Dictionary 15 (includes reading and spelling)	Vowel digraph exceptions 19 new exceptional words: neutral, deuce, few, foot, good, book, light, night, highway, sigh, eight, weigh, neighbor, laugh, though, thorough, thought, through, enough
Lesson 99	Super Read 13 (reading sentences and paragraph)	Read a paragraph New punctuation: quotation marks 18 new words: Yogi, Berra, famous, baseball, once, received, check, radio, interview, made, bearer, asked, interviewer, how, known, Jack, name, that

Lesson #	Lesson Name	Lesson Contents
Lesson 100	Write 18	10 words: fault, saw, feud, chew, juice, igloo, laugh, night, eight, thought
Lesson 101	Super Language 23 (includes reading and spelling)	Diphthongs: oi, oy, ou, ow 16 new words: boil, coin, noise, choice, boy, toy, Floyd, royal, cloud, our, mouse, couch, cow, brown, prowl, crowd
Lesson 102	Super Dictionary 16 (includes reading and spelling)	Diphthong exceptions Silent H inherited letter patter 10 new exceptional words: could, would, should, soup, you, your, snow, herb, hour, honest
Lesson 103	Super Read 14 (reading sentences and paragraphs)	Multi-paragraph story When to start a new paragraph 32 new words: remember, went, swimming, three, dad, took, whole, family, beach, older, brother, sister, already, knew, swim, wanted, be, as, soon, into, water, coming, air, seeing, mother, running, down, toward, rescued, six, before, wanted
Lesson 104	Super Language 24 (includes reading and spelling)	Plurals of words that end in Y 4 new words: skies, ladies, babies, armies

Lesson #	Lesson Name	Lesson Contents
Lesson 105	Super Dictionary 17 (includes reading and spelling)	12 new exceptional plural words: boys, toys, men, women, geese, oxen, children, mice, deer, moose, feet, teeth
Lesson 106	Super Write 19 (includes multi-syllable words)	10 words: bug, bugs, tax, taxes, army, armies, lady, ladies, mouse, mice
Lesson 107	Language 25	Punctuation: Apostrophes used in possessives and contractions 40 new words: isn't, girl's, don't, can't, you're, we're, couldn't, it's, she's, I'll, belongs, boy's, men's, shoes, teacher, teacher's, teachers, teachers', lounge, girls', school, elephant's, trunk, ladies', dresses, tornado, tornado's, path, boss's, bosses', Williams, Williams', spider, web, its, nice, tool, uses, think, hot Content review

Lesson #	Lesson Name	Lesson Contents
Lesson 108	Super Read 15 (reading sentences and paragraphs)	Story with title 51 new words: Olympic, games, international, sporting, events, held, ancient, Greece, less, deadly, way, warriors, compete, still, bring, friends, enemies, together, peaceful, competition, also, offer, everyone, being, something, Olympics, gave, phrase, meaning, you'll, world, comes, Olympia, place, now, different, cities, around, started, series, races, grown, about, imaginable, I'm, sure, matter, skate boarding, event, dude
Lesson 109	Super Write 20 (includes multi-syllable words and apostrophes)	7 words: it's, I'll, they're, doesn't, women's, boss's, bosses'

License Agreement

1. Grant of License

The Rogers Center For Learning hereby grants you, and you accept, a limited license to use the software program and related documentation in this package (collectively referred to as the "Software"). You may use the Software for your own use, but may not sell or transfer reproductions of the software or documentation to other parties in any way, nor rent or lease the Software to others without prior written permission of the Rogers Center For Learning. You may use one copy of the Software on a single terminal connected to a single computer. You may not network the product or otherwise use it on more than one computer or computer terminal at the same time.

2. The Rogers Center for Learning Rights

You acknowledge that the Software is the exclusive property of the Rogers Center For Learning. By accepting this agreement, you do not become the owner of the software, but you do have the right to use the Software in accordance with this agreement. You agree to use your best efforts and all reasonable steps to protect the Software from use, reproduction, or distribution, except as authorized by this Agreement.

3. Limited Warranty

The Rogers Center For Learning warrants only that the software will perform as described in the user documentation; that the software is properly recorded on the disc; and that the users manuals contain all information which the Rogers Center For Learning deems necessary for the use of the software.

If the software should fail to meet the above warranty, the Rogers Center For Learning will replace, not refund, defective merchandise.

EXCEPT FOR THE WARRANTY DESCRIBED ABOVE, THERE ARE NO OTHER WARRANTIES, EXPRESSED OR IMPLIED, REGARDING THIS SOFTWARE

4. Liability

The Rogers Center For learning shall not be liable for special, incidental, consequential or other damages, even if the Rogers Center For learning is advised of or aware of the possibility of such damages. This means that the Rogers Center For learning shall not be responsible or liable for lost profits or revenues, or for damages or costs incurred as a result of loss of time, data or use of the software, or from any other cause except the actual cost of the software. In no event shall the Rogers Center For learning liability exceed the purchase price of the software.

Some states do not allow the exclusion or limitation of incidental or consequential damages, so the above limitation or exclusion may not apply to you.

5. Termination of Agreement

If any of the terms or conditions of this agreement are broken, the Rogers Center For learning has the right to terminate the Agreement and demand that you return the software to the Rogers Center For learning. At this time you must also certify in writing that you have not retained any copies of the software.

Order Form

Product	Quantity	Price	Total
ONE CD-ROM		\$ 50.	
ASK ABOUT OUR PACKAGE OF 15 CD-ROMs		\$ 500.	
ALL SALES ARE FINAL			
ORDERS FROM OUTSIDE THE USA, AND FROM ALASKA AND HAWAII, MUST INCLUDE SHIPPING CHARGE			
METHOD OF PAYMENT	CA RESIDENTS ADD APPROPRIATE SALES TAX		
Visa or American Express			
	TOTAL		

CREDIT CARD NUMBER

EXPIRATION DATE

CARDHOLDER'S NAME

CARDHOLDER'S SIGNATURE

Send To:	
Name	phone No.
Company	
Address	
City	State/ zip
Signature-approval of shipping instructions	
Salesperson's name	Phone No.

To Order, Call: 949-715-3660 • By Fax: 949-203-8682

**Or Send Form to: The Rogers Center For Learning
30025 Alicia Parkway, #111• Laguna Niguel, CA 92677**

